

# PHOTO & VIDEO INSTRUCTIONS

## CELEBRATION VIDEOS

Select entries will be shown during commencement.

**SUBMIT HERE**



### SUPPORT SYSTEM PHOTO

Example

Group photo of graduate with support system.



### CELEBRATORY PHOTO

Example

Individual photo of graduate celebrating.

Sign Option: Write one word to describe your feelings.




### HOMETOWN PHOTO

Example

Photo of graduate outside or at local landmark.

*Military bases excluded due to DoD guidelines.*




### TASSEL TURNING VIDEO

Example

Requirement: Cap with tassel (full regalia optional)

1. Record vertically
2. Graduate only
3. Tassel starts on RIGHT SIDE
4. Hold phone in RIGHT HAND (or have someone else record)
5. Smile 3 seconds with left hand down
6. Raise LEFT HAND and move tassel from right to left
7. Lower hand
8. Smile and hold for 3 seconds



### HOODING VIDEO

Example

Requirement: Full regalia (cap, tassel, gown, hood)

1. Record vertically
2. At-home hooding\* for virtual doctorate & all masters
3. Graduate faces camera and smiles for 3 seconds
4. Hooder stands behind graduate and drapes hood over graduate's head (velvet faces up)
5. Smile and hold for 3 seconds

*\*In-person doctorate candidates are hooded on stage.*

*In-person master's candidates wear hood to the ceremony.*

## PHOTOGRAPHY & VIDEOGRAPHY GUIDELINES

### REQUIREMENTS


- Due by registration deadline
- Suitable for academic audience
- Submit original photo (no screenshots)
- Military and non-military uniformed personnel:  
Check local agency/unit for uniform and insignia restrictions

**Tips:** Use natural lighting; opt for basic hair/makeup

### NOT PERMITTED

- No trademarked logos or names (including on hats and shirts)
- No Instagram filters, text, or graphics
- Noncompliant submissions will be altered or rejected

## GRADUATE SLIDE HEADSHOT



- Headshot of graduate only
- Attire: Business casual or regalia
- Background: Plain white or light-colored